





<b>Our Lady and St Edward's Knowledge Organiser</b>	<b>Year 1</b>	<b>Spring</b>	<b>Seascapes</b>
---	---------------	---------------	------------------

**Outcome:** Study seascapes with particular reference to the underwater ceramics by Alice Ballard. Create their own clay tile rockpool pot with seascape themed background.

<b>Key Information</b>	<b>Key Vocabulary</b>
------------------------	-----------------------

Three types of clay to be used in Ceramic:

- Earthenware 
- Stoneware 
- Porcelain 



A kiln is a large oven which applies heat to the clay to harden it. Each clay needs to be set at a different temperature.

- **Ceramics** - Ceramic art is art made from ceramic materials, including clay.
- **Construct** - to build or make
- **Join** - to put together
- **Clay** - Moist sticky earth. Liquid clay is called slip.
- **Modelling** - Working clay into a shape or form.
- **Firing** - Applying heat to harden clay in a large oven called a kiln.
- **Seascape** - A seascape is a photograph, painting, or other work of art which depicts the sea, in other words an example of marine art.
- **Sculptor** - A sculptor shapes clay, stone, marble, wood, and other materials (even ice and potatoes) into two- or three-dimensional art.
- **Sculpture** - Sculpture, an artistic form in which hard or plastic materials are worked into three-dimensional art objects.
- **Materials** - A range of media including paper, straws, card and clay to create your own sculpture.

<b>Key Facts about the Artist</b>	<b>Books, internet sites and places to visit</b>
-----------------------------------	--


**Name:** Alice Ballard

**Life:** 16 June 1945 (age 74 years old)


**Country of Birth:** South Carolina, USA

**Style:** Ceramics Sculptor


**Media:** Ceramics



<http://aliceballard.com/home-1#home>  
<https://www.underwatersculpture.com/>



**Each is a hand built sculpture based on the small, often overlooked bits of nature - a shell, a seed, a twig.**  
**- Alice Ballard**



<b>What I should already know:</b>	<b>By the end of this unit, I will know:</b>
------------------------------------	--

- To know that different techniques can be applied to a piece of Art to give different outcomes.
- To know how to use tools safely and how to carry them around the classroom. E.g. scissors, clayboard, modelling tools.

- To apply different techniques to modelling clay.
- To know that sculpture is a three-dimensional piece of art.
- To recognise how to use a range of media to create different effects when creating a sculpture.
- To recognise the artist 'Alice Ballard' and talk about types of artwork she has created.